

EARLY YEARS SYSTEMIC INITIATIVES SNAPSHOT

AS AT JUNE 2023

This analysis presents observations derived from a desktop review of publicly available information regarding early years initiatives with a systemic focus found throughout Australia.

The information was gathered through web research and supplemented by follow-up emails for confirmation, correction, or omission upon request. The project was not intended, nor does it have the resources, to provide an in-depth analysis. However, it offers insight into the areas of focus (both conceptual and geographical) of these initiatives, as well as their key characteristics.

Please note that there is no intended or implied endorsement of the work, its value, the organization, or the initiative discussed. The information presented here is publicly available, obtained from websites or provided by the initiatives themselves with the intention of public dissemination.

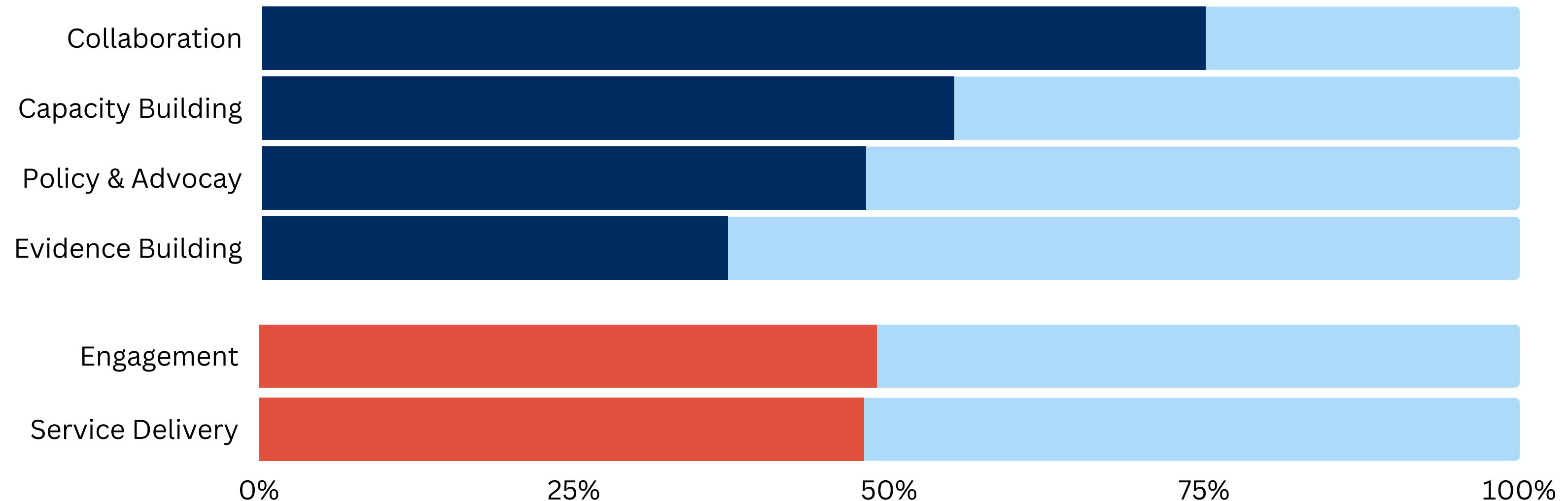
You can review, filter, or sort the gathered information at the following link:

<https://www.earlyyearscatalyst.org.au/system-changers>

WHAT WE GATHERED/ ASKED:


1. What is the name of the initiative and the organisation?
2. What are the overarching aims or objectives?
3. What are the key strategic areas of this initiative? (e.g. evidence building, policy and advocacy, collaboration, capacity building, engagement, service delivery)
4. What area of early childhood development does the initiative focus on?
5. What specific cohort/s does this initiative target?
6. Where is the primary office located and where are the other operational locations of this initiative?
7. Does this initiative have a national, state or place-based focus?
8. Where does funding come from (e.g., government or philanthropy) and who are the key funding partner/s?
9. What year did the initiative commence and what is the estimated timescale for this initiative?
10. Who are the key stakeholders or partners involved in this initiative?
11. How is the initiative governed?
12. What are the contact details?
13. Are there any recent publications you have produced that the early years field should be aware of?

6 CATEGORIES OF STRATEGY ARE BEING COMMONLY UTILISED TO DRIVE CHANGE

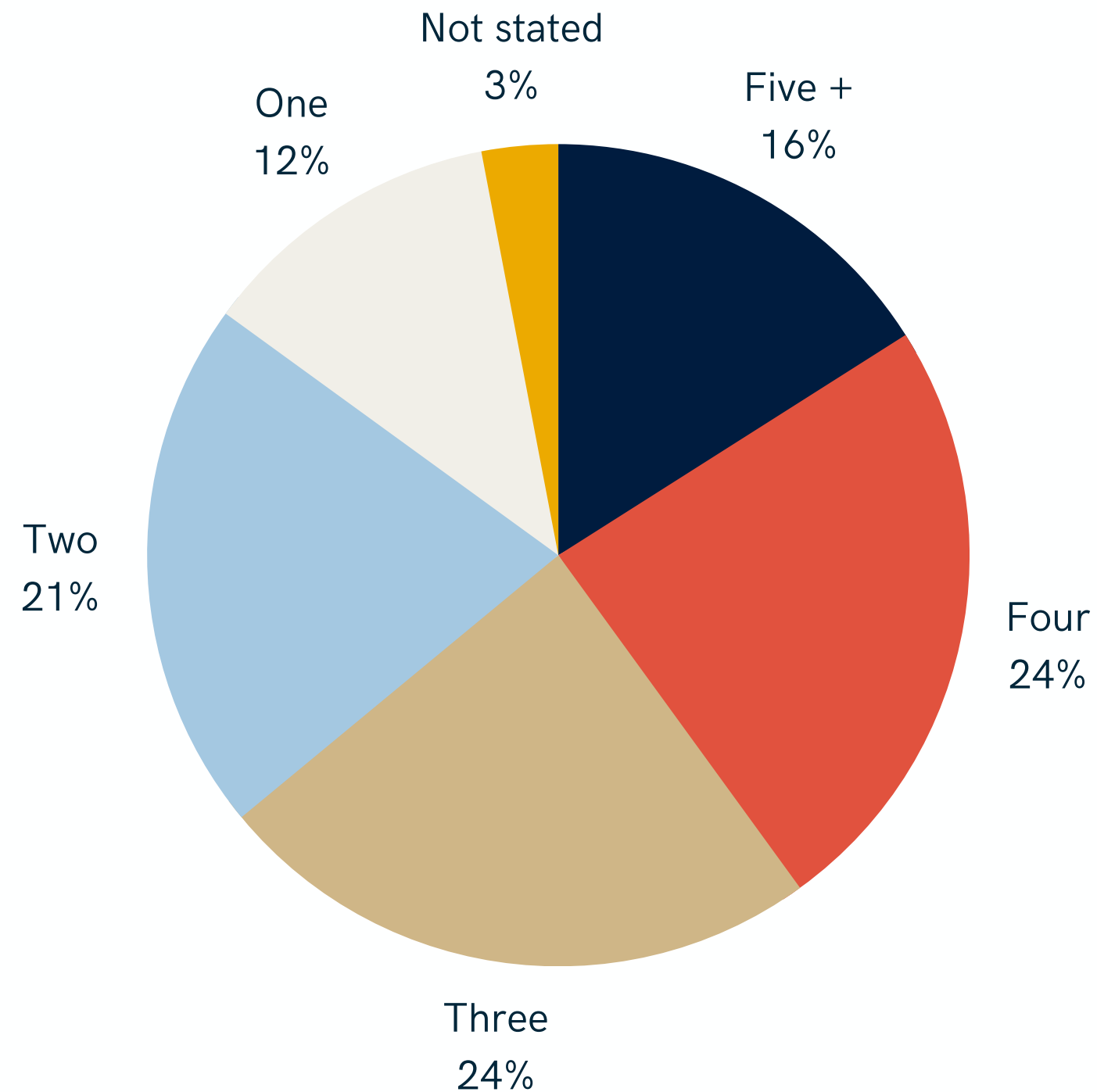


- Collaboration emerges as the predominant strategy, with 75% of initiatives emphasising its importance
- 50% of Initiatives focus on building capacity and/or policy and advocacy
- Only 33% of initiatives focus on building evidence as a key strategy
 - Although 40% of all initiatives have produced publications or research which they actively share with others in the field
- Additionally, half of initiatives utilise direct engagement and direct service delivery with target groups as key strategies to drive change

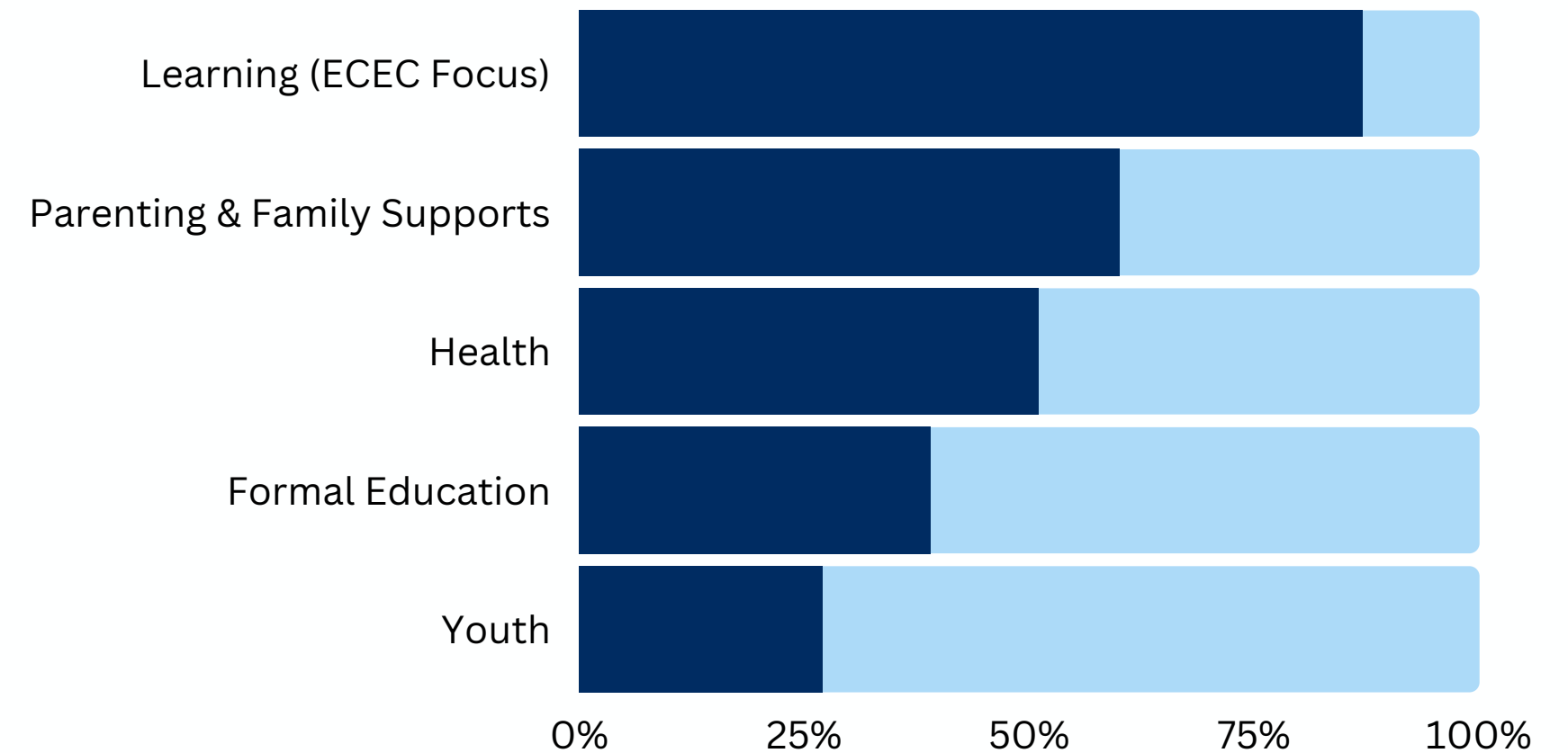
INITIATIVES FOCUS ON MULTIPLE SYSTEMS



NUMBER OF SYSTEMS FOCUSED ON:

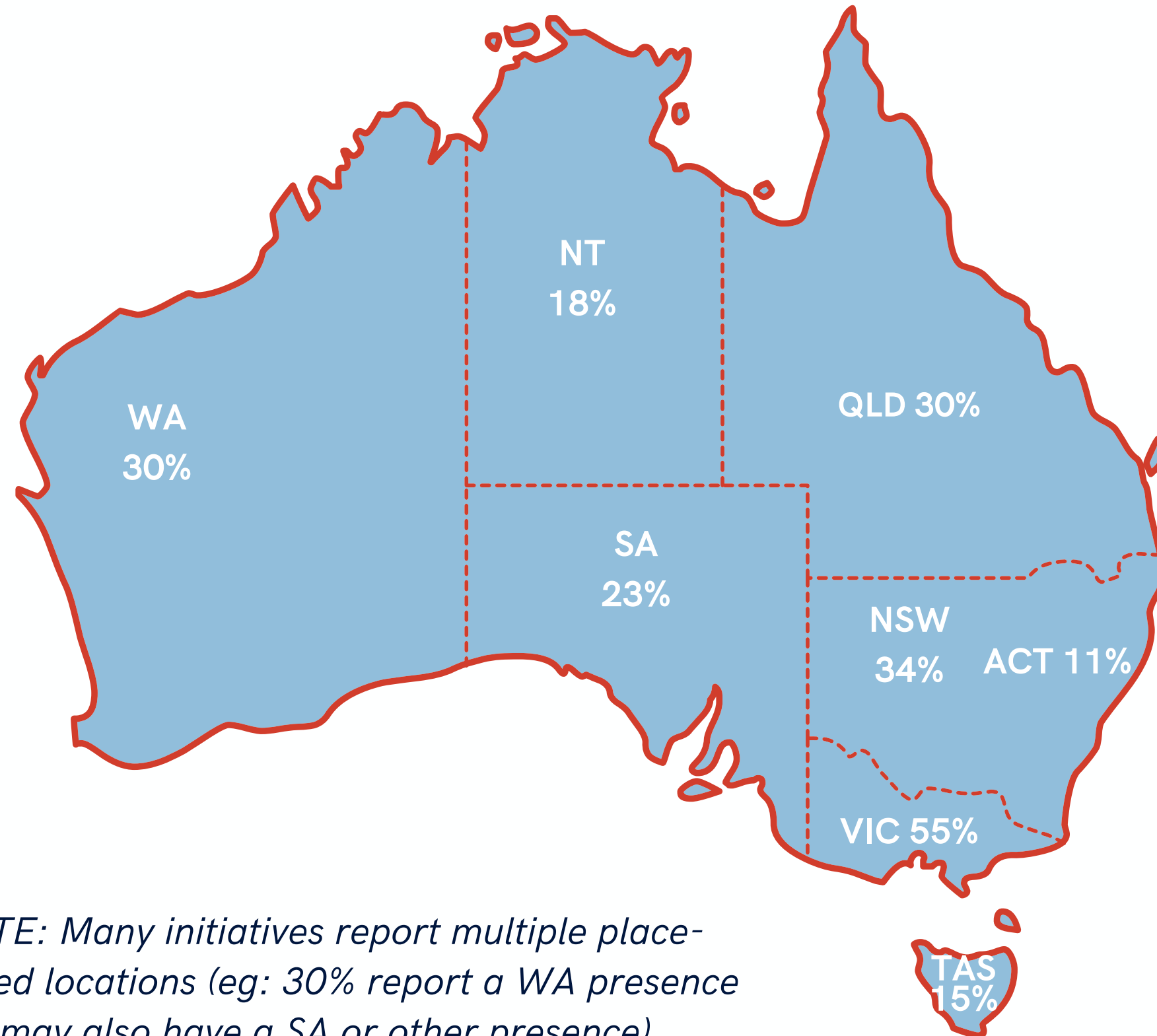


TOP SYSTEMS FOCUSED ON:



- Recognizing the interrelated nature of early childhood a majority of initiatives (85%) **target multiple systems** as the focus of their work
- **Learning in the Early Years** is the most significant (almost 9 in 10)
- **Parenting and Family Supports** are identified 60% of the time and over half focus on the **Health System**

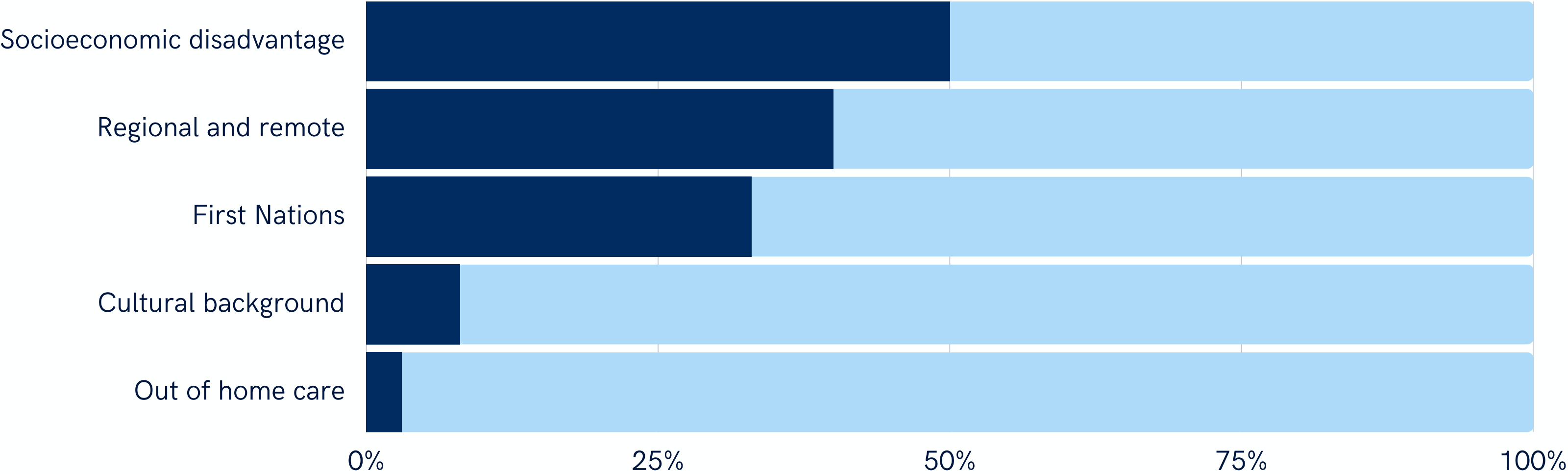
KEY LOCATIONS OF MAPPED INITIATIVES



NOTE: Many initiatives report multiple place-based locations (eg: 30% report a WA presence but may also have a SA or other presence)

- 54% identify or focus on national enablers or influence, indicating their impact and reach across the country.
- And 55% take a place-based focus
 - *Place-based means either a local focus OR how their work is approached at a local, regional or national scale*
- 33% see themselves as state-level enablers
- Out of the initiatives that provided location details:
 - 55% are present in Victoria
 - followed by New South Wales (34%)
 - and Queensland and WA (30%).

6 IN 10 HAVE A SPECIALISED TARGET FOCUS (OTHER THAN EARLY YEARS)

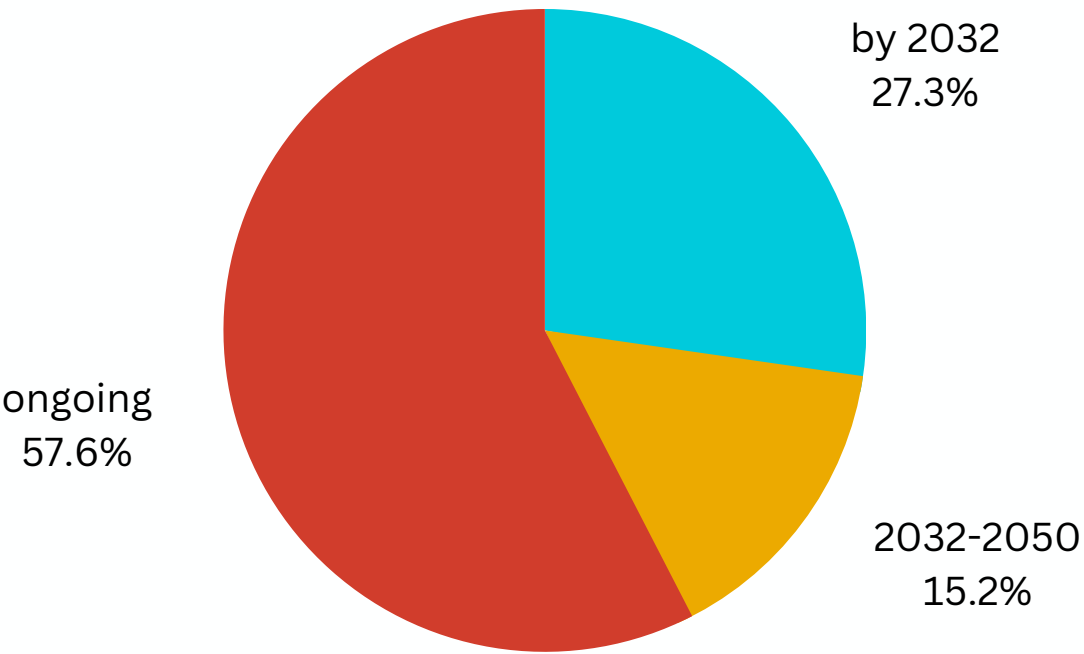
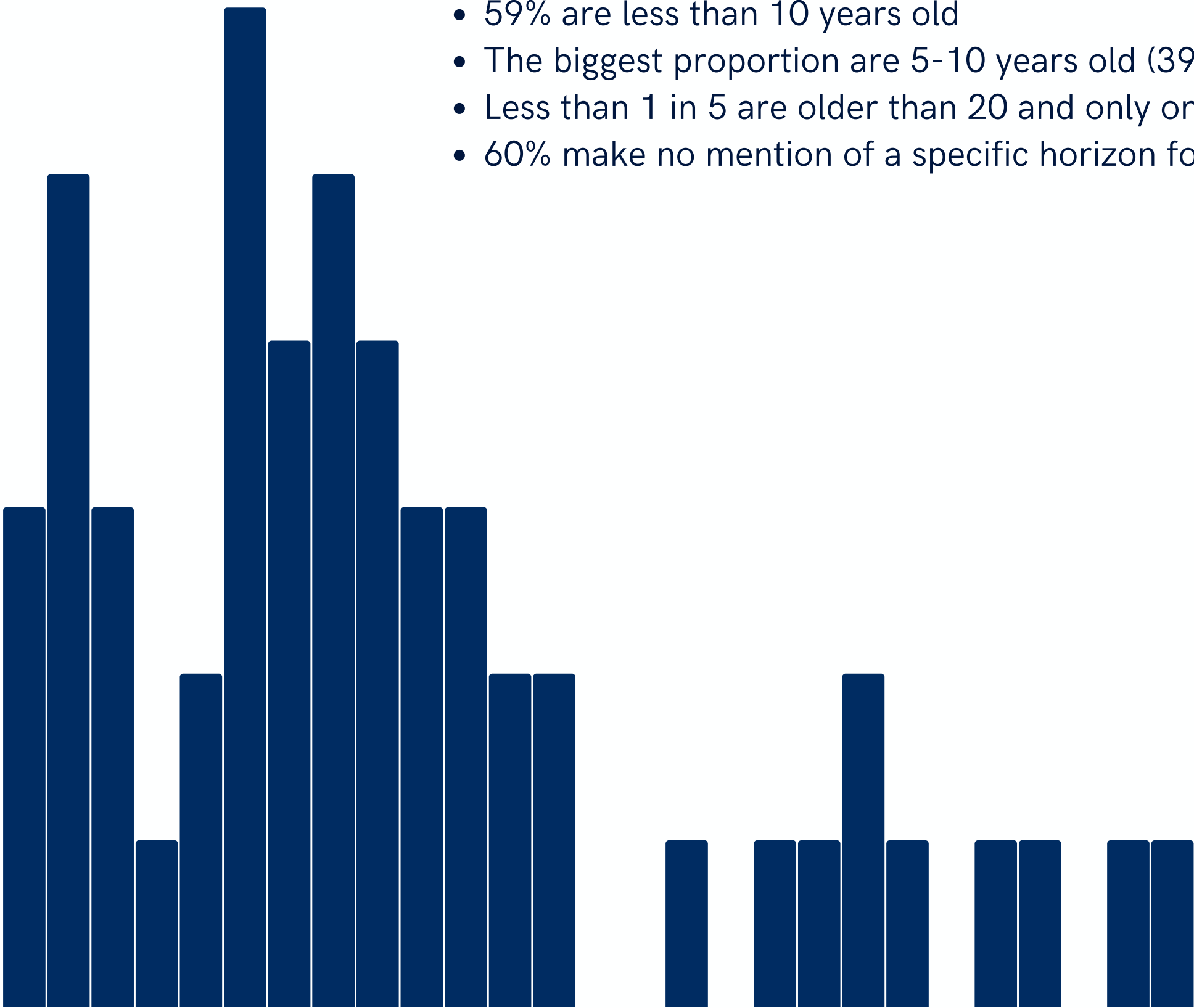


Of those that have a specialised focus, it is most commonly socioeconomic, regional and remote or first Australians

Age Distribution of Initiatives and their horizon focus



- 59% are less than 10 years old
- The biggest proportion are 5-10 years old (39%)
- Less than 1 in 5 are older than 20 and only one made it to 50
- 60% make no mention of a specific horizon for impact



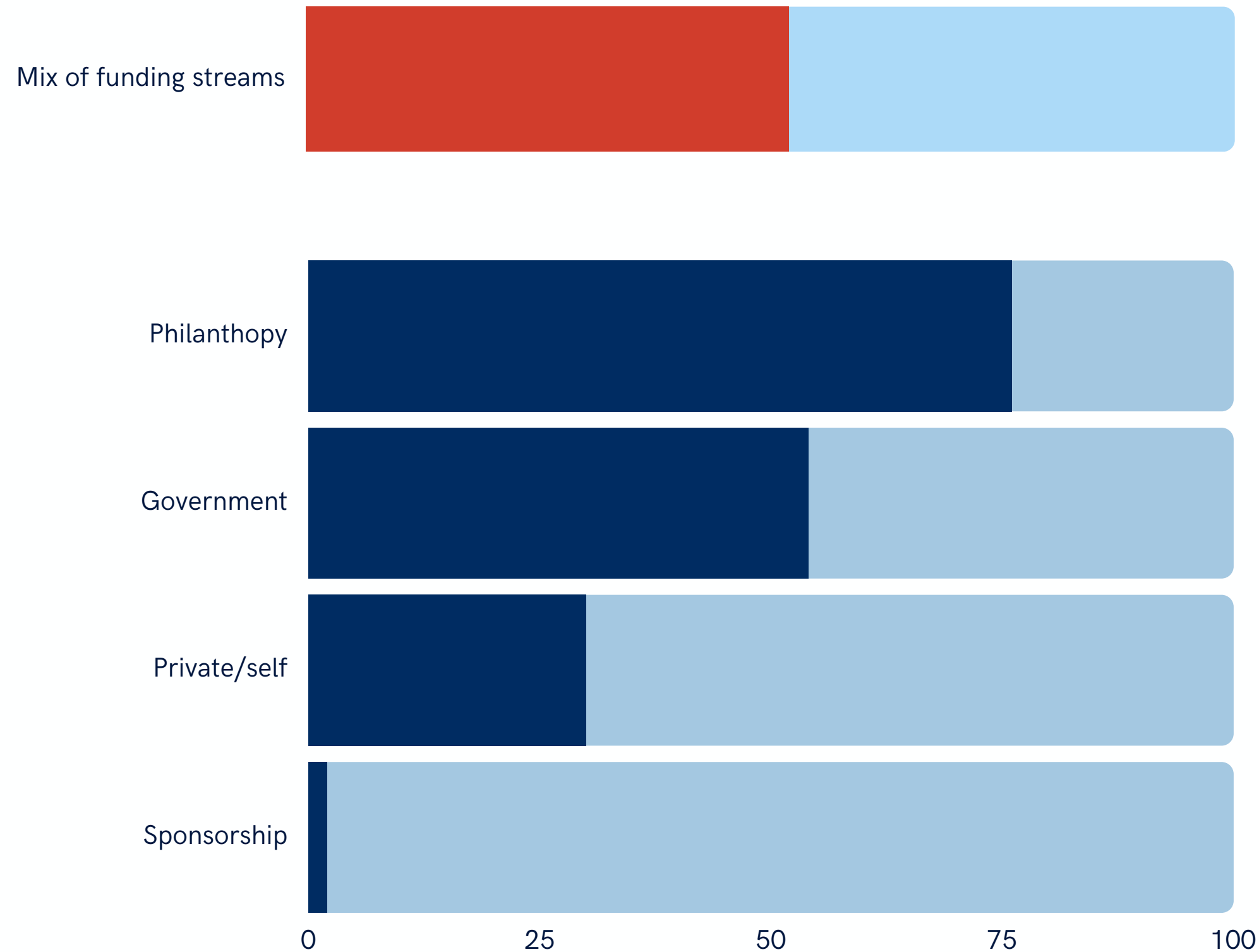
- Of those that are time bound most (57%) identify as ongoing
- 27% are targetted at less than ten years

There are a lot of different approaches to governance (and some have multiple ways)



- Half use Collaborative or Advisory Structures
- 39% have a formal independent Board
- 1 in 5 have place-based committees
- 1 in 10 are program managed
- Less than 4% specifically reference indigenous governance

69% disclose funding sources and of those:



- 54 % rely on a mixture of funding sources
 - 45% are single-source sensitive
- 76% received government funding
 - 35% relied solely on government funding
- 54% received philanthropic funding
 - 11% relied solely on philanthropic funds
- 30% were self/privately funded
 - 6% rely solely on self/private funding
- Only one initiative reported corporate sponsorship

In Summary:

- 75% of initiatives emphasise collaboration as a key strategy
 - Half focus on policy and advocacy or capacity building while less than a third focus on evidence
 - Over half have direct interaction with their target groups
- 85% target multiple systems and ECEC is a focus 90% of the time
 - Parenting/Family Support and the Health System are the next most common priorities
- 54% identify as national enablers
 - 55% focus on place, 33% on State
 - Over half are present in VIC and one-third in NSW
- The most common focus is socio-economic change, regional and remote support or working with first Australians
- Collaborative or Advisory Structures are the most common although 39% have a formal board
 - 1 in 5 have place-based committees
 - and less than 4% specifically reference indigenous governance
- Most initiatives were formed in the last decade
 - 80% are not time-bound or see themselves as ongoing
- 54 % rely on a mixture of funding sources
 - 76% received government funding
 - 54% received philanthropic funding



You can review, filter, or sort the gathered information at the following link: <https://www.earlyyearscatalyst.org.au/system-changers>
